

35-1023: Polyclonal Antibody to c-Jun (Phospho-Thr239)

Clonality :	Polyclonal
Application :	WB,IHC,IF
Reactivity :	Human,Mouse,Rat
Gene :	JUN
Gene ID :	3725
Uniprot ID :	P05412
Format :	Purified
Alternative Name :	AH119, AP1, Jun A, c-Jun, p39
Isotype :	Rabbit IgG
Immunogen Information :	Peptide sequence around phosphorylation site of threonine 239 (G-E-T(p)-P-P) derived from Human c-Jun.

Description

Transcription factor that recognizes and binds to the enhancer heptamer motif 5'-TGA[CG]TCA-3'.

Product Info

Amount :	50 µl / 100 µl
Content :	Supplied at 1.0mg/mL in phosphate buffered saline (without Mg ²⁺ and Ca ²⁺), pH 7.4, 150mM NaCl, 0.02% sodium azide and 50% glycerol.
Storage condition :	Store the antibody at 4°C, stable for 6 months. For long-term storage, store at -20°C. Avoid repeated freeze and thaw cycles.

Application Note

Predicted MW: 43kd, Western blotting: 1:500~1:1000, Immunohistochemistry: 1:50~1:100, Immunofluorescence: 1:100~1:200

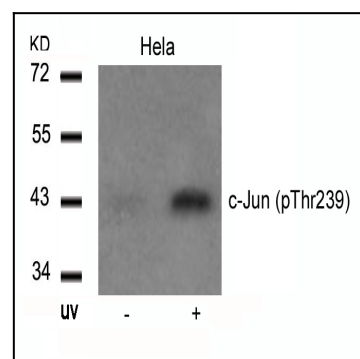


Figure 1: Western blot analysis of extracts from HeLa cells untreated or treated with UV using c-Jun(Phospho-Thr239) Antibody 35-1023 .

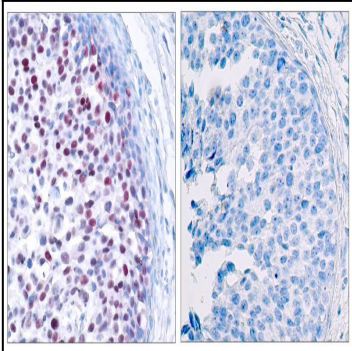


Figure 2: Immunohistochemical analysis of paraffin-embedded human breast carcinoma tissue using c-Jun(Phospho-Thr239) Antibody 35-1023 (left) or the same antibody preincubated with blocking peptide(right).

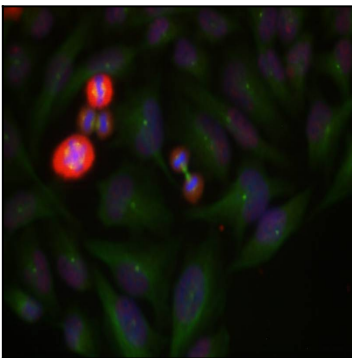


Figure 3: Immunofluorescence staining of methanol-fixed HeLa cells using c-Jun(Phospho-Thr239) Antibody 35-1023 .