

15-1017: CpG ODN (2006), TLR9 ligand (Class B)

Application : Functional Assay

Reactivity : Human

Description

Sequence: 5'-tCGtCGttttgtCGttttgtCGtt-3' (Class B ODN 2006: Bases are phosphorothioate.)

Synthetic oligodeoxynucleotides (ODN) containing unmethylated deoxycytosine-deoxyguanosine (CpG) motif are equivalent to bacterial DNA in the immunostimulatory activity, which can induce innate immunity via Toll-like receptor 9 (TLR9) in mammals. There are three major classes of CpG ODNs, and each ODN class exhibits different stimulatory effects on immune cell activation. Class A ODNs are potent inducers of IFN-alpha that leads to the plasmacytoid dendritic cell (pDC) maturation. Class B ODNs are relatively weak inducers of type I IFNs but strong stimulators of human B cells and monocyte maturation. Class C ODNs combine elements of both Classes A and B ODNs, which can induce IFN-alpha in pDC and activation of B cells.

Product Info

Amount : 1 mg / 0.1 mg

Content : 1 mg/ml in endotoxin-free water

Storage condition : Upon receipt, store at -20°C (Stable for at least 6 months). Avoid frequent freeze/thaw cycles.

Application Note

A. CpG ODN 2006-mediated human TLR9 activation in TLR9/NF-kB LEEPORTER™ - HEK293 cells (Figure 2).

1. Harvest TLR9/NF-kB LEEPORTER™ - HEK293 cells and seed cells into a white solid-bottom 96-well microplate in 100 ul of growth medium at 5×10^4 cells/well.
2. Incubate cells at 37°C in a CO₂ incubator for overnight.
3. The next day, stimulate cells with various amounts of CpG ODN 2006.
4. Incubate at 37°C in a CO₂ incubator for 6-16 hours.
5. Add 30-50 ul of luciferase assay reagent per well.
6. Incubate at room temperature for 1-5 minutes and measure luminescence using a microplate luminometer.

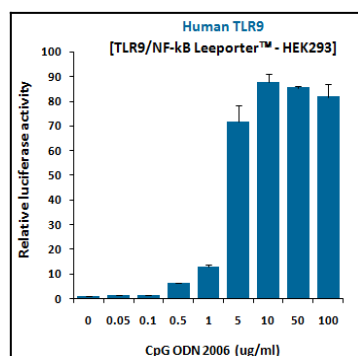


Fig-1: Induction of human TLR9 activity by CpG ODN 2006 in TLR9/NF-kB LEEporter™ - HEK293 cell line (Abeomics, Cat. #14-131ACL).

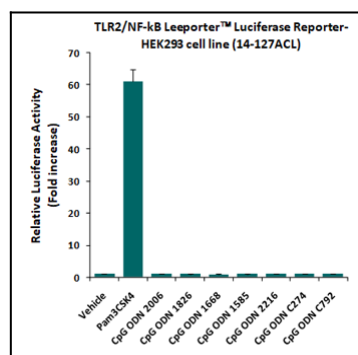


Fig-2: Abeomics' CpG ODNs did not show any TLR2 agonist activity. TLR2/NF-kB LEEporter™ HEK293 cells (14-127ACL) were treated with various CpG ODNs at 100 ug/ml as well as a positive TLR2 agonist, Pam3CSK4, at 10 ng/ml for 16 h, and luciferase activity was then analyzed.

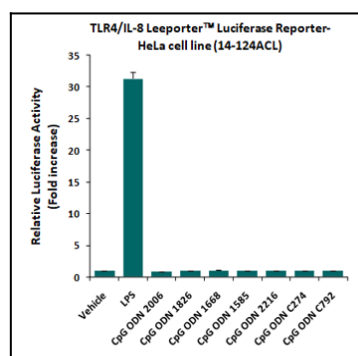


Fig-3: Abeomics' CpG ODNs did not show any TLR4 agonist activity. TLR4/IL-8 LEEporter™ HeLa cells (14-124ACL) were treated with various CpG ODNs at 100 ug/ml as well as a positive TLR4 agonist, LPS, at 10 ng/ml for 16 h, and luciferase activity was then analyzed.