

## 10-9579: Recombinant Rabbit Monoclonal Antibody to Acetyl-Histone H2AZ (Lys4) (Clone: RM221)(Discontinued)

<b>Clonality :</b>	Monoclonal
<b>Clone Name :</b>	RM221
<b>Application :</b>	WB,ELISA,Multiplex,ICC
<b>Reactivity :</b>	All Species
<b>Gene :</b>	H2AFZ
<b>Gene ID :</b>	3015
<b>Uniprot ID :</b>	P0C0S5
<b>Format :</b>	Purified
<b>Alternative Name :</b>	H2AFZ, H2AZ
<b>Isotype :</b>	Rabbit IgG
<b>Immunogen Information :</b>	An acetyl-peptide corresponding to Acetyl-Histone H2A.Z (Lys4)

### Product Info

<b>Amount :</b>	100 µg
<b>Purification :</b>	Protein A affinity purified from an animal origin-free culture supernatant
<b>Content :</b>	1 mg/ml in 50% Glycerol/PBS with 1% BSA and 0.09% sodium azide
<b>Storage condition :</b>	Store at -20°C. Avoid repeated freeze and thaw cycles.

### Application Note

Clone RM221 reacts to Histone H2A.Z acetylated at Lysine 4 (K4ac). No cross reactivity with non-modified Lysine 4 or other acetylated Lysines in histone H2A Western Blot: 0.5 Åµg/ml Å– 2 Åµg/ml; ELISA: 0.2 Åµg/ml - 1 Åµg/ml; Multiplex: 0.05 Åµg/ml Å– 0.5 Åµg/ml; Immunocytochemistry: 1 Åµg/ml- 2 Åµg/ml.

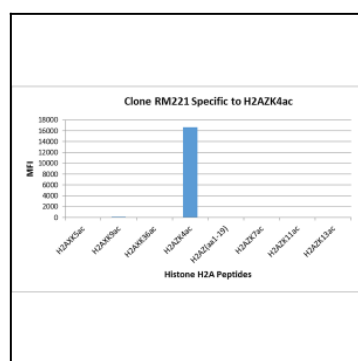


Figure 1: Clone: RM221 specifically reacts to Histone H2A.Z acetylated at Lysine 4 (K4ac). No cross reactivity with non-modified Lysine 4 or other acetylated Lysines in histone H2A.

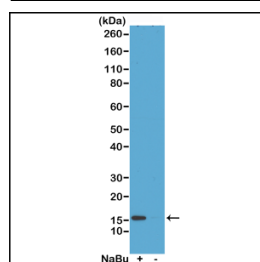


Figure 2: Western Blot of acid extracts from HeLa cells treated (+) or untreated (-) with sodium butyrate, using Clone: RM221 at 0.5 Åµg/ml, showed a band of histone H2A.Z acetylated at Lysine 4 in treated HeLa.

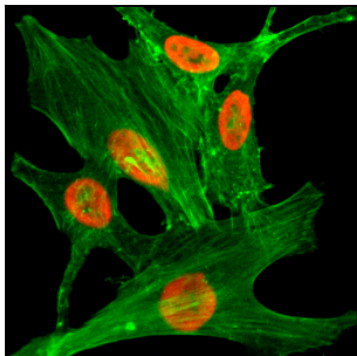


Figure 3: Immunocytochemical staining of HeLa cells treated with sodium butyrate, using anti-Acetyl-Histone H2A.Z (Lys4) Rabbit Monoclonal Antibody (Clone: RM221) (red). Actin filaments have been labeled with fluorescein phalloidin (green).