

### 36-3809: Anti-Nuclear Antigen (Pan-Nuclear Marker) Monoclonal Antibody(Clone: NM2984R)

<b>Clonality :</b>	Monoclonal
<b>Clone Name :</b>	NM2984R
<b>Application :</b>	IHC
<b>Reactivity :</b>	Human, Mouse, Rat
<b>Alternative Name :</b>	Nuclear Antigen
<b>Isotype :</b>	Rabbit IgG
<b>Immunogen Information :</b>	Nuclei of HL60 cells

#### Description

This MAb is an excellent marker for all nuclei in cells in tissues. It is a part of a new panel of reagents, which recognizes subcellular organelles or compartments of cells. These markers may be useful in identification of these organelles in cells, tissues, and biochemical preparations. This MAb recognizes an antigen associated with the nuclei in all cells. It can be used to stain the nuclei in cell or tissue preparations and can be used as a nuclear marker in subcellular fractions. It produces a speckled pattern in normal and malignant cells and may be used to stain the nuclei of cells in fixed or frozen tissue sections. It can also be used with paraformaldehyde fixed frozen tissue or cell preparations.

#### Product Info

<b>Amount :</b>	20 µg / 100 µg
<b>Content :</b>	200 µg/ml of Ab Purified from Bioreactor Concentrate by Protein A/G. Prepared in 10mM PBS with 0.05% BSA & 0.05% azide. Also available WITHOUT BSA & azide at 1.0mg/ml.
<b>Storage condition :</b>	Antibody with azide - store at 2 to 8°C. Antibody without azide - store at -20 to -80°C. Antibody is stable for 24 months. Non-hazardous.

#### Application Note

Immunohistochemistry (Formalin-fixed) (0.25-0.5µg/ml for 30 minutes at RT)(Staining of formalin-fixed tissues requires heating tissue sections in 10mM Tris with 1mM EDTA, pH 9.0, for 45 min at 95°C followed by cooling at RT for 20 minutes);

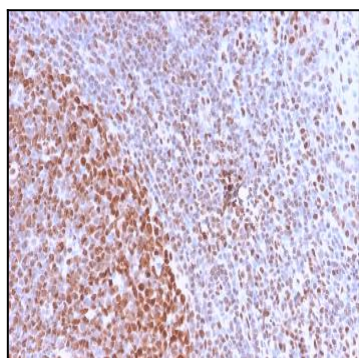


Fig. 1: Formalin-fixed, paraffin-embedded human Tonsil stained with Pan-Nuclear Antigen Monoclonal Antibody (NM2984R).

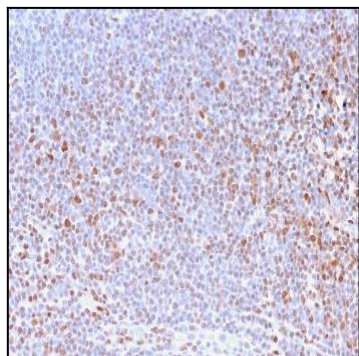


Fig. 2: Formalin-fixed, paraffin-embedded human Tonsil stained with Pan-Nuclear Antigen Monoclonal Antibody (NM2984R).

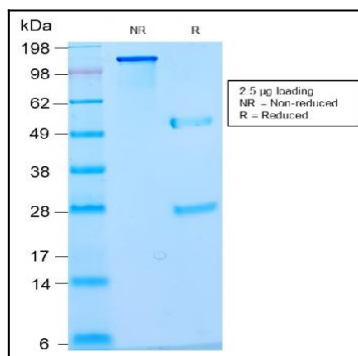


Fig. 3: SDS-PAGE Analysis Purified Pan-Nuclear Antigen Monoclonal Antibody (NM2984R). Confirmation of Purity and Integrity of Antibody.