

31-1421: Goat Anti-Mouse IgG2a, Human ads-HRP Conjugated

Application : IHC,IHC-P,ELISA,FACS,WB,IHC-Fr

Conjugate : HRP

Isotype : Goat IgG

Product Info

Amount : 1.0 ml

Purification : Affinity chromatography on mouse IgG_{2a} covalently linked to agarose

Content : 1.0 ml, Supplied in a stock solution in 50% glycerol/50% PBS, pH 7.4; No preservative added

Storage condition : Store at 2-8°C

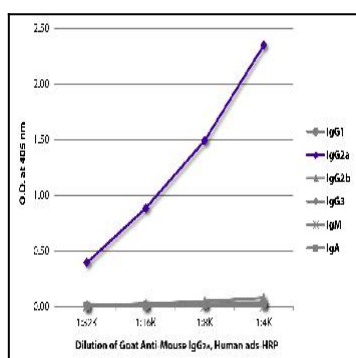


Figure 1: ELISA plate was coated with purified mouse IgG1, IgG2a, IgG2b, IgG3, IgM, and IgA. Immunoglobulins were detected with serially diluted Goat Anti-Mouse IgG2a, Human ads-HRP ..

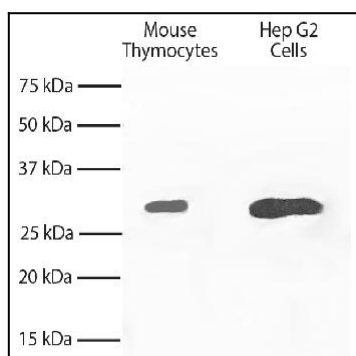


Figure 2: Total cell lysates from mouse thymocytes and HepG2 cells were resolved by electrophoresis, transferred to PVDF membrane, and probed with Mouse Anti-Bcl-xL . Proteins were visualized using Goat Anti-Mouse IgG2a, Human ads-HRP secondary antibody and chemiluminescent detection.

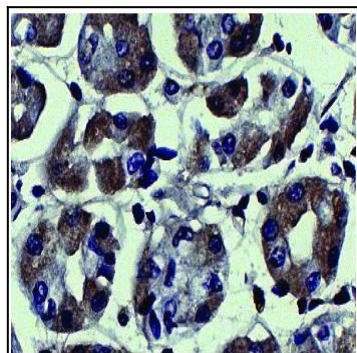


Figure 3: Human kidney cancer tissue was stained with Mouse Anti-Human MMP-3 followed by Goat Anti-Mouse IgG2a, Human ads-HRP .