

## 35-1044: Polyclonal Antibody to STAT3 (Phospho-Tyr705)

<b>Clonality :</b>	Polyclonal
<b>Application :</b>	WB,IHC,IF
<b>Reactivity :</b>	Human,Mouse,Rat
<b>Gene :</b>	STAT3
<b>Gene ID :</b>	6774
<b>Uniprot ID :</b>	P40763
<b>Format :</b>	Purified
<b>Alternative Name :</b>	APRF, Acute-phase response factor, HIES
<b>Isotype :</b>	Rabbit IgG
<b>Immunogen Information :</b>	Peptide sequence around phosphorylation site of tyrosine 705 (A-P-Y(p)-L-K) derived from Human STAT3.

### Description

Transcription factor that binds to the interleukin-6 (IL-6)-responsive elements identified in the promoters of various acute-phase protein genes. Activated by IL31 through IL31RA. Fan G, et al. (2003) J Biol Chem. 278(52): 52432-52436. Barry FA, et al. (2003) FEBS Lett. 553(1-2): 173-178. Welsh, et al. (1996) Trends Cell Biol. 6: 274-279. Srivastava A K, et al. (1998) Mol Cell Biochem. 182: 135-141.

### Product Info

<b>Amount :</b>	50 µl / 100 µl
<b>Content :</b>	Supplied at 1.0mg/mL in phosphate buffered saline (without Mg <sup>2+</sup> and Ca <sup>2+</sup> ), pH 7.4, 150mM NaCl, 0.02% sodium azide and 50% glycerol.
<b>Storage condition :</b>	Store the antibody at 4°C, stable for 6 months. For long-term storage, store at -20°C. Avoid repeated freeze and thaw cycles.

### Application Note

Predicted MW: 88kd, Western blotting: 1:500~1:1000, Immunohistochemistry: 1:50~1:100

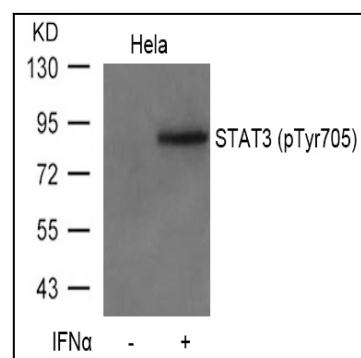


Figure 1: Western blot analysis of extracts from HeLa cells untreated or treated with IFN α using STAT3(Phospho-Tyr705) Antibody 35-1044 .

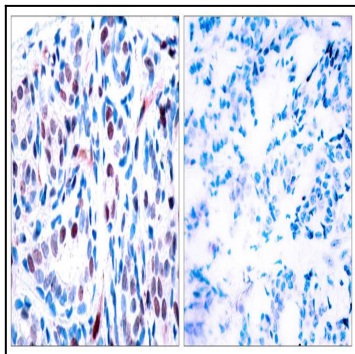


Figure 2: Immunohistochemical analysis of paraffin-embedded human breast carcinoma tissue using STAT3 (Phospho-Tyr705) Antibody 35-1044 (left) or the same antibody preincubated with blocking peptide 51045 (right).

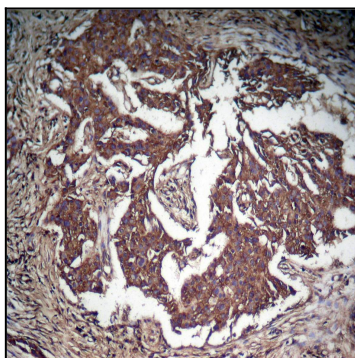


Figure 3: Immunohistochemical analysis of paraffin-embedded human Lung carcinoma tissue using STAT3 (Phospho-Tyr705) Antibody 35-1044 .

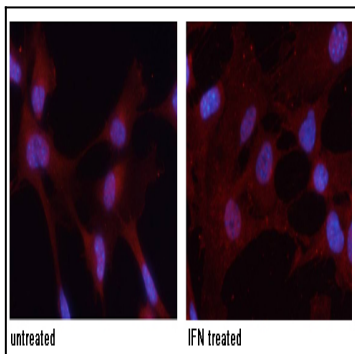


Figure 4: Immunofluorescence staining of methanol-fixed MEF cells untreated or treated with IFN using STAT3 (Phospho-Tyr705) Antibody 35-1044 .