

35-1603: Polyclonal Antibody to PKR (Ab-446)

Clonality :	Polyclonal
Application :	WB,IHC,IF
Reactivity :	Human,Rat
Gene :	EIF2AK2
Gene ID :	5610
Uniprot ID :	P19525
Format :	Purified
Alternative Name :	ADRB2, E2AK2, EIF2AK2, EIF2aK, PRKR
Isotype :	Rabbit IgG
Immunogen Information :	Peptide sequence around aa.444~448 (K-R-T-R-S) derived from Human PKR.

Description

Following activation by double-stranded RNA in the presence of ATP, the kinase becomes autophosphorylated and can catalyze the phosphorylation of the translation initiation factor EIF2S1, which leads to an inhibition of the initiation of protein synthesis. Double-stranded RNA is generated during the course of a viral infection.

Product Info

Amount :	50 µl / 100 µl
Content :	Supplied at 1.0mg/mL in phosphate buffered saline (without Mg ²⁺ and Ca ²⁺), pH 7.4, 150mM NaCl, 0.02% sodium azide and 50% glycerol.
Storage condition :	Store the antibody at 4°C, stable for 6 months. For long-term storage, store at -20°C. Avoid repeated freeze and thaw cycles.

Application Note

Predicted MW: 68kd, Western blotting: 1:500~1:1000, Immunohistochemistry: 1:50~1:100, Immunofluorescence: 1:100~1:200

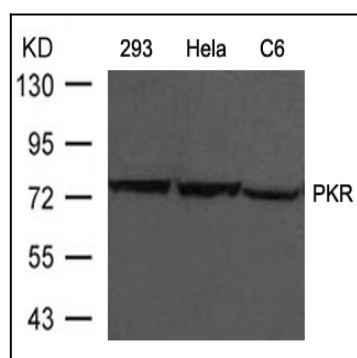


Figure 1: Western blot analysis of extracts from 293, HeLa and C6 cells using PKR(Ab-446) Antibody 35-1603 .

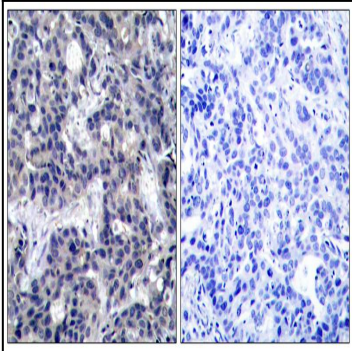


Figure 2: Immunohistochemical analysis of paraffin-embedded human breast carcinoma tissue using PKR(Ab-446) Antibody 35-1603 (left) or the same antibody preincubated with blocking peptide(right).

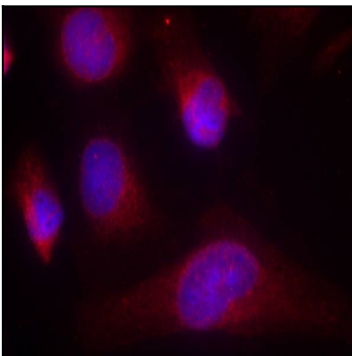


Figure 3: Immunofluorescence staining of methanol-fixed HeLa cells using PKR(Ab-446) Antibody 35-1603 .