



## 12-1016: Recombinant Rabbit Monoclonal Antibody to Chromogranin A / CHGA (Neuroendocrine Marker)(Clone : CHGA/1731R)

<b>Clonality :</b>	Monoclonal
<b>Clone Name :</b>	CHGA/1731R
<b>Application :</b>	IHC
<b>Reactivity :</b>	Human
<b>Gene :</b>	CHGA
<b>Gene ID :</b>	1113
<b>Uniprot ID :</b>	P10645
<b>Format :</b>	Purified
<b>Alternative Name :</b>	Beta-Granin, CGA, CHGA, Chromogranin A Parathyroid Secretory Protein 1, ER-37, Pancreastatin, Parastatin, Parathyroid Secretory Protein 1, Pituitary Secretory Protein I, SP-I, Vasostatin I or II
<b>Isotype :</b>	Rabbit IgG
<b>Immunogen Information :</b>	Recombinant human full-length Chromogranin A protein

### Description

Chromogranin A is present in neuroendocrine cells throughout the body, including the neuroendocrine cells of the large and small intestine, adrenal medulla and pancreatic islets. It is an excellent marker for carcinoid tumors, pheochromocytomas, paragangliomas, and other neuroendocrine tumors. Co-expression of chromogranin A and neuron specific enolase (NSE) is common in neuroendocrine neoplasms. Reportedly, co-expression of certain keratins and chromogranin indicates neuroendocrine lineage. The presence of strong anti-chromogranin staining and absence of anti-keratin staining should raise the possibility of paraganglioma. The co-expression of chromogranin and NSE is typical of neuroendocrine neoplasms. Most pituitary adenomas and prolactinomas readily express chromogranin.

### Product Info

<b>Amount :</b>	20 µg / 100 µg
<b>Purification :</b>	Purified Ab with BSA and Azide at 200ug/ml
<b>Content :</b>	200ug/ml of Ab purified by Protein A/G. Prepared in 10mM PBS with 0.05% BSA & 0.05% azide. Also available WITHOUT BSA & azide at 1.0mg/ml.
<b>Storage condition :</b>	Store the antibody at 4°C; stable for 6 months. For long-term storage; store at -20°C. Avoid repeated freeze and thaw cycles.

### Application Note

Immunohistochemistry (Formalin-fixed) (1-2µg/ml for 30 minutes at RT)(Staining of formalin-fixed tissues requires heating tissue sections in 10mM Tris with 1mM EDTA, pH 9.0, for 45 min at 95°C followed by cooling at RT for 20 minutes);

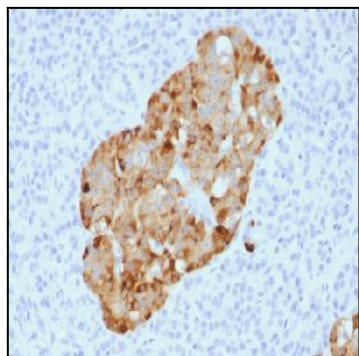


Figure 1: Formalin-fixed, paraffin-embedded human Pancreas stained with Chromogranin A Rabbit Recombinant Monoclonal Ab (CHGA/1731R).

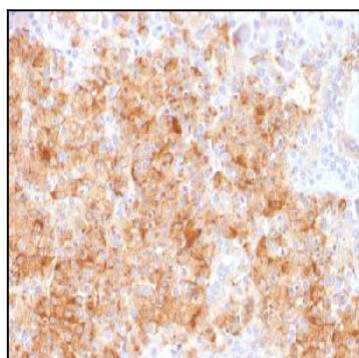


Figure 2: Formalin-fixed, paraffin-embedded human Parathyroid stained with Chromogranin A Rabbit Recombinant Monoclonal Ab (CHGA/1731R).

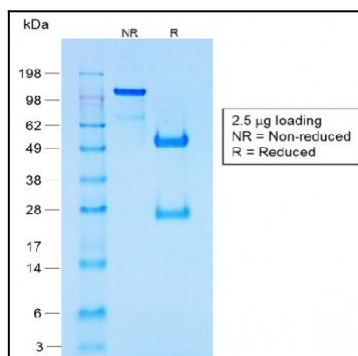


Figure 3: SDS-PAGE Analysis of Purified Chromogranin A Rabbit Recombinant Monoclonal Ab (CHGA/1731R).