

## 10-9545: Recombinant Rabbit Monoclonal Antibody to Acetylated Histone H3 Lysine 36 (K36ac) (Clone: RM154)(Discontinued)

<b>Clonality :</b>	Monoclonal
<b>Clone Name :</b>	RM154
<b>Application :</b>	WB,ELISA,Multiplex,ICC
<b>Reactivity :</b>	All Species
<b>Gene :</b>	H3F3A
<b>Gene ID :</b>	3020
<b>Uniprot ID :</b>	P84243
<b>Format :</b>	Purified
<b>Alternative Name :</b>	Histone H3.3
<b>Isotype :</b>	Rabbit IgG
<b>Immunogen Information :</b>	An acetyl-peptide corresponding to the Acetyl-Histone H3 (Lys36).

### Product Info

<b>Amount :</b>	100 µg
<b>Purification :</b>	Protein A affinity purified from an animal origin-free culture supernatant
<b>Content :</b>	1 mg/ml in 50% Glycerol/PBS with 1% BSA and 0.09% sodium azide
<b>Storage condition :</b>	Store at -20°C. Avoid repeated freeze and thaw cycles.

### Application Note

Clone RM154 reacts to Histone H3 acetylated at Lysine 36 (K36ac), and is not affected by the phosphorylation of neighboring Ser31. No cross reactivity with other acetylated Lysines in histone H3. Western Blot: 0.5 Åµg/ml - 2 Åµg/ml; ICC: 0.5 Åµg/ml - 2 Åµg/ml; ELISA: 0.2 Åµg/ml - 1 Åµg/ml; Multiplex: 0.1 Åµg/ml Å– 0.5 Åµg/ml.

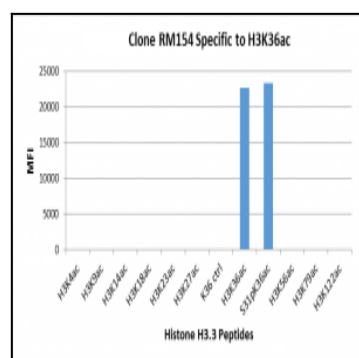


Figure 1: Clone: RM154 specifically reacts to Histone H3 acetylated at Lysine 36 (K36ac), and is not affected by the phosphorylation of neighboring Ser31. No cross reactivity with acetylated Lysine 4 (K4ac), Lysine 9 (K9ac), Lysine 14 (K14ac), Lysine 18 (K18ac), Lysine 23 (K23ac), Lysine 27 (K27ac), Lysine 56 (K56ac), lysine 79 (K79ac), or Lysine 122 (K122) in histone H3.

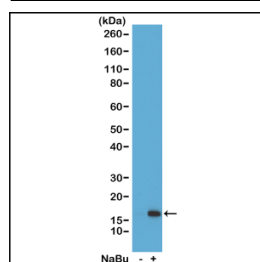


Figure 2: Western Blot of acid extracts from HeLa cells untreated (-) or treated with sodium butyrate (+), using Clone: RM154 at 1.0 µg/ml, showed a band of histone H3 acetylated at Lysine 36 in treated HeLa.

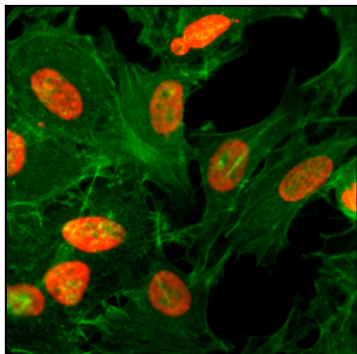


Figure 3: Immunocytochemistry of HeLa cells treated with sodium butyrate, using Acetyl-Histone H3 (Lys36) Rabbit mAb Clone: RM154 (red). Actin filaments have been labeled with fluorescein phalloidin (green).