

10-9561: Recombinant Rabbit Monoclonal Antibody to Acetylated Histone H3 Lysine 56 (K56ac) (Clone: RM179)(Discontinued)

Clonality :	Monoclonal
Clone Name :	RM179
Application :	WB,ELISA,Multiplex,ChIP,ICC,IHC
Reactivity :	All Species
Gene :	H3F3A
Gene ID :	3020
Uniprot ID :	P84243
Format :	Purified
Alternative Name :	Histone H3.3
Isotype :	Rabbit IgG
Immunogen Information :	An acetyl-peptide corresponding to the Acetyl-Histone H3 (Lys56).

Product Info

Amount :	100 µg
Purification :	Protein A affinity purified from an animal origin-free culture supernatant
Content :	1 mg/ml in 50% Glycerol/PBS with 1% BSA and 0.09% sodium azide
Storage condition :	Store at -20°C. Avoid repeated freeze and thaw cycles.

Application Note

Clone RM179 reacts to Histone H3 acetylated at Lysine 56 (K56ac). No cross reactivity with other acetylated Lysines in histone H3. Western Blot: 1 Åµg/ml - 2 Åµg/ml; ICC: 0.5 Åµg/ml - 2 Åµg/ml; IHC: 1 Åµg/ml Åµg/ml 10 Åµg/ml; ELISA: 0.5 Åµg/ml - 1 Åµg/ml; Multiplex: 0.5 Åµg/ml Åµg/ml 2 Åµg/ml.

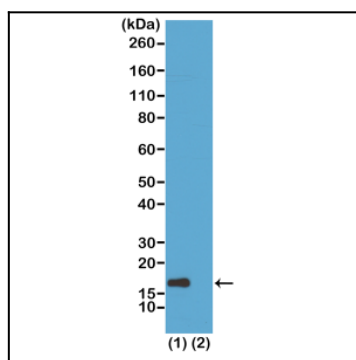


Figure 1: Western Blot of (1) acid extracts of HeLa cells treated with sodium butyrate and (2) recombinant histone H3.3, using Clone: RM179 at 1 µg/ml, showed a band of histone H3 acetylated at Lysine 56 in treated HeLa.

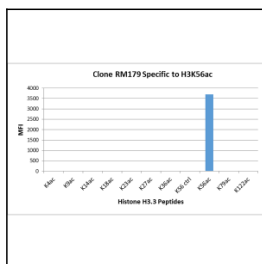


Figure 2: Clone: RM179 specifically reacts to Histone H3 acetylated at Lysine 56(K56ac). No cross reactivity with unmodified Lysine 56 (K56 ctrl), acetylated Lysine 4 (K4ac), Lysine 9 (K9ac), Lysine 14 (K14ac), Lysine 18 (K18ac), Lysine 23 (K23ac), Lysine 27 (K27ac), Lysine 36 (K36ac), lysine 79 (K79ac), or Lysine 122 (K122) in histone H3.

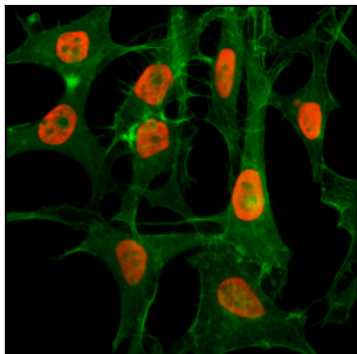


Figure 3: Immunocytochemistry of HeLa cells treated with sodium butyrate, using Acetyl-Histone H3 (Lys56) Rabbit mAb Clone: RM179 (red). Actin filaments have been labeled with fluorescein phalloidin (green).

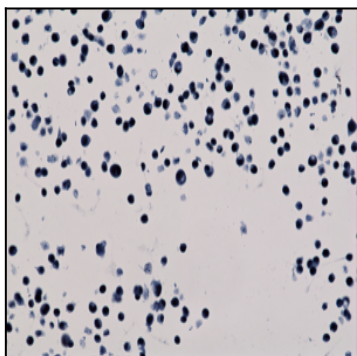


Figure 4: Immunohistochemistry staining of HepG2 cells using Anti-Acetyl-Histone H3 (Lys56) antibody, Clone: RM179.