

## 10-9563: Recombinant Rabbit Monoclonal Antibody to Monomethylated Histone H4 Arginine 3, H4R3me1 (Clone: RM195)(Discontinued)

<b>Clonality :</b>	Monoclonal
<b>Clone Name :</b>	RM195
<b>Application :</b>	WB,ELISA,Multiplex,ICC
<b>Reactivity :</b>	All Species
<b>Gene :</b>	HIST1H4A
<b>Gene ID :</b>	121504
<b>Uniprot ID :</b>	P62805
<b>Format :</b>	Purified
<b>Alternative Name :</b>	H4/A, H4FA
<b>Isotype :</b>	Rabbit IgG
<b>Immunogen Information :</b>	A monomethyl -peptide corresponding to the Monomethyl -Histone H4 (Arg3).

### Product Info

<b>Amount :</b>	100 µg
<b>Purification :</b>	Protein A affinity purified from an animal origin-free culture supernatant
<b>Content :</b>	1 mg/ml in 50% Glycerol/PBS with 1% BSA and 0.09% sodium azide
<b>Storage condition :</b>	Store at -20°C. Avoid repeated freeze and thaw cycles.

### Application Note

Clone RM195 reacts to Histone H4 monomethylated at Arginine 3 (R3me1). No cross reactivity with unmodified Arginine 3, asymmetric or symmetric dimethylated Arginine 3, and citrullinated Arginine 3 in Histone H4. Western Blot: 0.5 µg/ml - 2 µg/ml; ELISA: 0.2 µg/ml - 1 µg/ml; Multiplex: 0.2 µg/ml - 1 µg/ml; Immunocytochemistry: 1 µg/ml - 2 µg/ml.

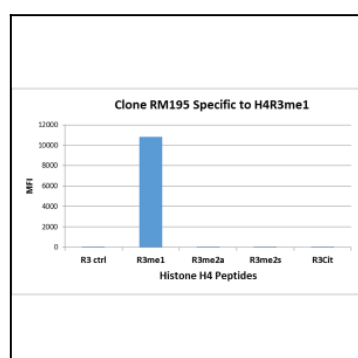


Figure 1: Clone: RM195 specifically reacts to Histone H4 mono-methylated at Arginine 3 (R3me1). No cross reactivity with unmodified Arg 3 (R3 ctrl), asymmetric dimethylated Arg 3 (R3me2a) or symmetric dimethylated Arg 3(R3me2s), and citrullinated Arg 3 (R3Cit) in Histone H4.

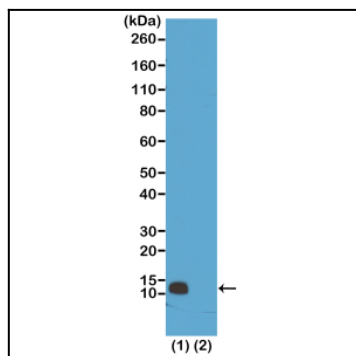


Figure 2: Western Blot of (1) acid extracts of HeLa cells; (2) recombinant Histone H4. Using Clone: RM195 at 0.5  $\mu$ g/ml, showed a band of Histone monomethylated at Arginine3 in HeLa cells.

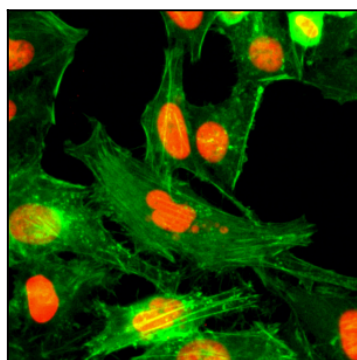


Figure 3: Immunocytochemical staining of HeLa cells treated with sodium butyrate, using anti-Monomethyl-Histone H4 (Arg3) Rabbit Monoclonal Antibody (Clone: RM195) (red). Actin filaments have been labeled with fluorescein phalloidin (green).