

## 10-9565: Recombinant Rabbit Monoclonal Antibody to Acetylated Histone H4 Lysine 8 (K8ac) (Clone: RM201)(Discontinued)

<b>Clonality :</b>	Monoclonal
<b>Clone Name :</b>	RM201
<b>Application :</b>	WB,ELISA,Multiplex,ICC
<b>Reactivity :</b>	All Species
<b>Gene :</b>	HIST1H4A
<b>Gene ID :</b>	121504
<b>Uniprot ID :</b>	P62805
<b>Format :</b>	Purified
<b>Alternative Name :</b>	H4/A, H4FA
<b>Isotype :</b>	Rabbit IgG
<b>Immunogen Information :</b>	An acetyl-peptide corresponding to the Acetyl-Histone H4 (Lys8).

### Product Info

<b>Amount :</b>	100 µg
<b>Purification :</b>	Protein A affinity purified from an animal origin-free culture supernatant
<b>Content :</b>	1 mg/ml in 50% Glycerol/PBS with 1% BSA and 0.09% sodium azide
<b>Storage condition :</b>	Store at -20°C. Avoid repeated freeze and thaw cycles.

### Application Note

Clone RM201 reacts to Histone H4 acetylated at Lysine 8 (K8ac). No cross reactivity with other acetylated Lysines in Histone H4. Western Blot: 0.5 µg/ml - 2 µg/ml; ELISA: 0.2 µg/ml - 1 µg/ml; Multiplex: 0.05 µg/ml - 1 µg/ml; Immunocytochemistry: 0.5 µg/ml- 2 µg/ml.

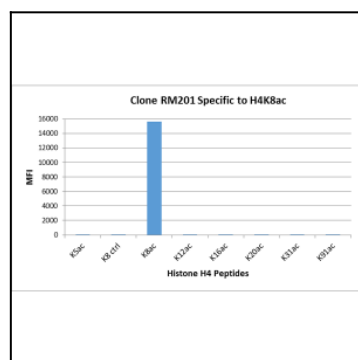


Figure 1: Clone: RM201 specifically reacts to Histone H4 acetylated at Lysine 8 (K8ac). No cross reactivity with unmodified Lysine 8 (K8 ctrl), acetylated Lysine 5 (K5ac), Lysine 12 (K12ac), Lysine 16 (K16ac), Lysine 20 (K20ac), Lysine 31 (K31ac), or Lysine 91 (K91) in Histone H4.

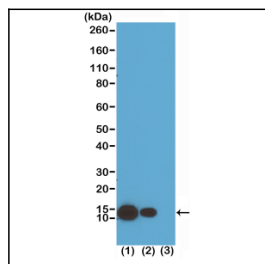


Figure 2: Western Blot of (1) acid extracts of HeLa cells treated with sodium butyrate, (2) acid extracts of HeLa cells untreated, and (3) recombinant Histone H4. Using Clone: RM201 at 0.5 µg/ml, showed a band of Histone H4 acetylated at Lysine 8 in HeLa cells.

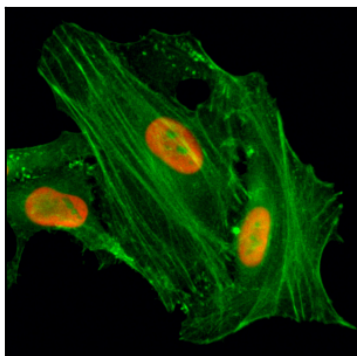


Figure 3: Immunocytochemical staining of HeLa cells treated with sodium butyrate, using anti-Acetyl-Histone H4 (Lys8) Rabbit Monoclonal Antibody (Clone: RM201) (red). Actin filaments have been labeled with fluorescein phalloidin (green).