

45-1097: Biotinylated Rabbit Monoclonal Antibody to DYKDDDDK Tag (Clone : 114F12C8)

Clonality :	Monoclonal
Clone Name :	114F12C8
Application :	ELISA
Conjugate :	Biotin
Format :	Purified
Isotype :	Rabbit IgG
Immunogen Information :	DYKDDDDK synthetic peptide coupled to KLH

Description

The rabbit immune system generates antibody diversity and optimizes affinity. technology to generate the high affinity and specificity monoclonal rabbit antibodies. DYKDDDDK Tag Antibody [Biotin], mAb, Rabbit specific to DYKDDDDK tags placed at C-terminal, N-terminal and internal regions of fusion proteins. The antibody can greatly improve the effectiveness of several different kinds of immunoassays, helping researchers identify, detect, and purify DYKDDDDK fusion proteins in bacteria and mammalian cells.

Product Info

Amount :	40 µg
Purification :	Protein A chromatography
Content :	0.5 mg/ml, lyophilized with PBS, pH 7.4, containing 1% BSA and 0.02% sodium azide.
Storage condition :	The antibody is stable in lyophilized form if stored at -20°C or below. The reconstituted antibody can be stored for 2-3 weeks at 2-8°C. For long term storage, aliquot and store at -20°C or below. Avoid repeated freezing and thawing cycles.

Application Note

ELISA: 0.2-0.5 µg/ml
Western Blot: 1-2 µg/ml

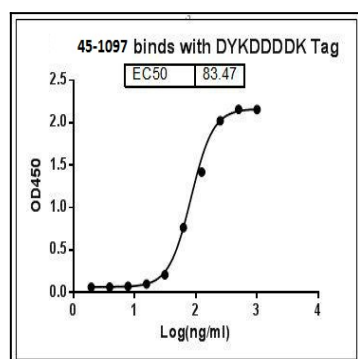


Figure-1 : ELISA binding of Biotin conjugated DYKDDDDK Tag Antibody (Clone: 114F12C8) with DYKDDDDK Tagged fusion protein, Coating antigen: DYKDDDDK-tagged fusion protein at 1 µg/ml, HRP conjugated DYKDDDDK Tag Antibody dilution start from 1,000 ng/ml, EC50= 20.21 ng/ml.

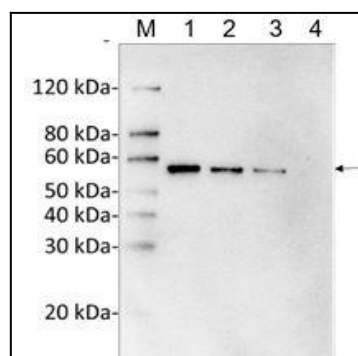


Figure-2 : Western blot analysis of Biotin conjugated DYKDDDDK Tag Antibody (Clone: 114F12C8) at 1 µg/ml on C-terminal of DYKDDDDK-tagged fusion protein (1-4: 25 ng, 10 ng, 5 ng, 1 ng respectively), Streptavidin-HRP was used as Secondary Antibody at 0.2 µg/ml.

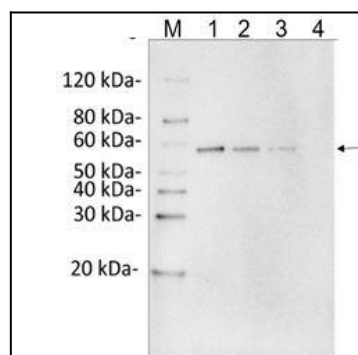


Figure-3 : Western blot analysis of Biotin conjugated DYKDDDDK Tag Antibody (Clone: 114F12C8) at 1 µg/ml on 1-4: N-terminal of DYKDDDDK-tagged fusion protein (25 ng, 10 ng, 5 ng, 1 ng), Streptavidin-HRP was used as Secondary Antibody at 0.2 µg/ml.