

44-1032: Anti-E-cadherin Monoclonal Antibody (Clone:IHC564)-Ready to Use

Clonality :	Monoclonal
Clone Name :	IHC564
Application :	IHC
Reactivity :	Human
Gene :	CDH1
Gene ID :	999
Uniprot ID :	P12830
Alternative Name :	CDH1,CDHE,UVO
Immunogen Information :	Recombinant Human E-cadherin

Description

"E-cadherin is an intercellular adhesion molecule present in epithelial cells. Anti-E-cadherin stains glandular epithelium, as well as lung, gastrointestinal and ovarian adenocarcinomas. A panel of antibodies against E-cadherin and p120 is also used to differentiate ductal (membranous staining) and lobular breast cancer (cytoplasmic staining). Anti-E-cadherin also stains some thyroid cancers."

Product Info

Amount :	7 ml
Purification :	Protein A/G Chromatography
Content :	Tris Buffer, pH 7.3 - 7.7, with 1% BSA and <0.1% Sodium Azide
Storage condition :	Store at 2°C - 8°C. Do not freeze.

Application Note

This product is available in ready to use format, hence no dilution is required.

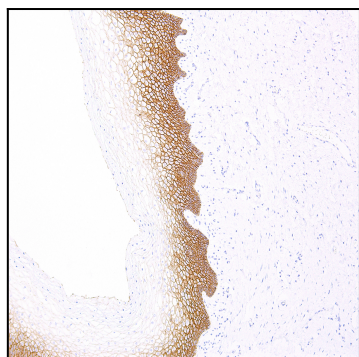


Figure 1: Immunohistochemical analysis of E-cadherin (Clone: IHC564) on Breast - 10X

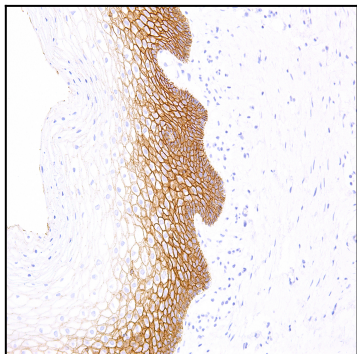


Figure 2: Immunohistochemical analysis of E-cadherin (Clone: IHC564) on Breast - 20X

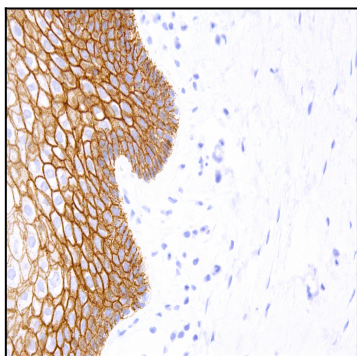


Figure 3: Immunohistochemical analysis of E-cadherin (Clone: IHC564) on Breast - 40X