

39-2172: Polyclonal Antibody to Ox40L(Discontinued)

Clonality :	Polyclonal
Application :	IHC,WB
Reactivity :	Human
Gene :	TNFSF4
Gene ID :	7292
Uniprot ID :	P23510
Format :	Purified
Alternative Name :	Tumor necrosis factor ligand superfamily member 4, Glycoprotein Gp34, OX40 ligand, OX40L, TAX
Isotype :	Rabbit IgG
Immunogen Information :	Synthesized peptide derived from the Internal region of human Ox40L was used as immunogen.

Product Info

Amount :	100 µl
Content :	Liquid in PBS containing 50% glycerol, 0.5% BSA and 0.02% sodium azide
Storage condition :	Store at -20°C for one year, at 4°C for one month.

Application Note

WB, 1:500-1:2000: IHC-P, 1:100-1:300

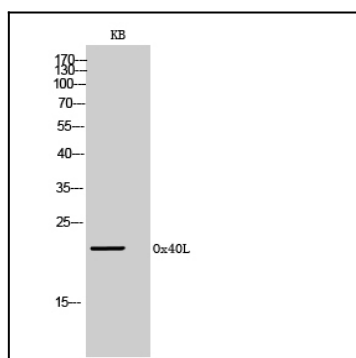


Figure-1: Western Blot (WB) analysis of KB cells using Ox40L Polyclonal antibody.



Figure-2: Immunohistochemistry (IHC) analysis of paraffin-embedded Human Lymph, antibody was diluted at 1:100.

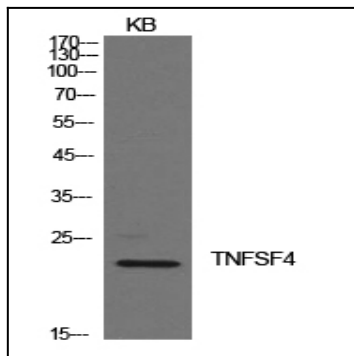


Figure-3:Western Blot (WB) analysis of KB cells using Ox40L Polyclonal antibody.

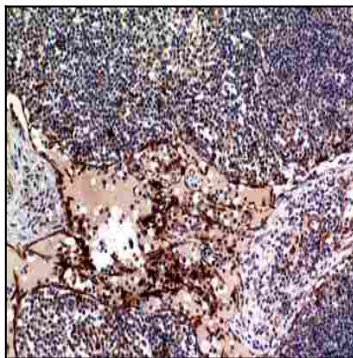


Figure-4:Immunohistochemistry (IHC) analysis of paraffin-embedded Human Lymph, antibody was diluted at 1:100.