

36-2126: Anti-Cystatin A Monoclonal Antibody(Clone: CPTC-CSTA-1)

Clonality :	Monoclonal
Clone Name :	CPTC-CSTA-1
Application :	WB,IHC
Reactivity :	Human
Gene :	CSTA
Gene ID :	1475
Uniprot ID :	P01040
Alternative Name :	STF1; STFA; AREI; cstA; Stefin A
Isotype :	Mouse IgG2c, kappa
Immunogen Information :	Recombinant full-length human CSTA protein

Description

The cystatin superfamily encompasses proteins that contain multiple cystatin-like sequences. Some of the members are active cysteine protease inhibitors, while others have lost or perhaps never acquired this inhibitory activity. There are three inhibitory families in the superfamily, including the type 1 cystatins (stefins), type 2 cystatins, and kininogens. This gene encodes a stefin that functions as a cysteine protease inhibitor, forming tight complexes with papain and the cathepsins B, H, and L. The protein is one of the precursor proteins of cornified cell envelope in keratinocytes and plays a role in epidermal development and maintenance. Stefins have been proposed as prognostic and diagnostic tools for cancer.

Product Info

Amount :	20 µg / 100 µg
Content :	200 µg/ml of Ab Purified from Bioreactor Concentrate by Protein A/G. Prepared in 10mM PBS with 0.05% BSA & 0.05% azide. Also available WITHOUT BSA & azide at 1.0mg/ml.
Storage condition :	Antibody with azide - store at 2 to 8°C. Antibody without azide - store at -20 to -80°C. Antibody is stable for 24 months. Non-hazardous.

Application Note

Western Blot (2-4ug/ml); Immunohistochemistry (Formalin-fixed) (1-2ug/ml for 30 min at RT)(Staining of formalin-fixed tissues requires heating tissue sections in 10mM Tris with 1mM EDTA, pH 9.0, for 45 min at 95°C followed by cooling at RT for 20 minutes);

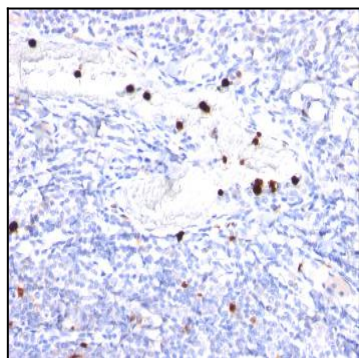


Fig. 1: Formalin-fixed, paraffin-embedded human Tonsil stained with Cystatin A Mouse Monoclonal Antibody (CPTC-CSTA-1).

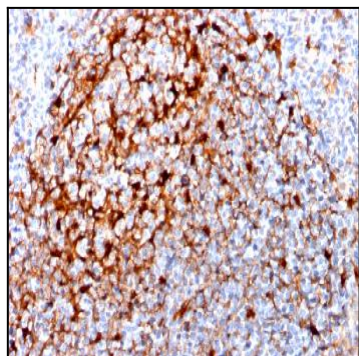


Fig. 2: Formalin-fixed, paraffin-embedded human Tonsil stained with Cystatin A Mouse Monoclonal Antibody (CPTC-CSTA-1).

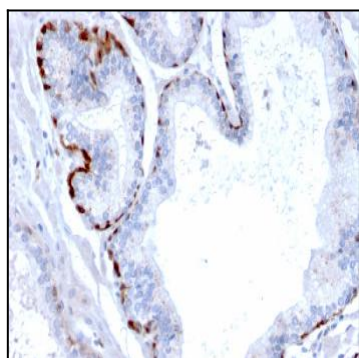


Fig. 3: Formalin-fixed, paraffin-embedded human Prostate Carcinoma stained with Cystatin A Mouse Monoclonal Antibody (CPTC-CSTA-1).

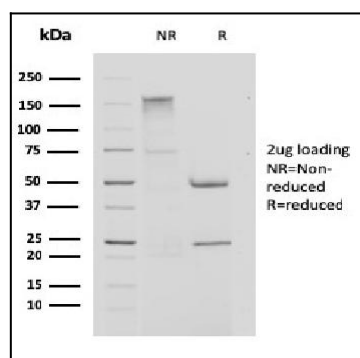


Fig. 4: SDS-PAGE Analysis Purified Cystatin A Mouse Monoclonal Antibody (CPTC-CSTA-1). Confirmation of Purity and Integrity of Antibody