

36-2819: Anti-MUC2 (Mucin 2) Monoclonal Antibody(Clone: rMLP/842)

Clonality :	Monoclonal
Clone Name :	rMLP/842
Application :	FACS,IF,IHC
Reactivity :	Human
Gene :	MUC2
Gene ID :	4583
Uniprot ID :	Q02817
Alternative Name :	Mucin-2; Intestinal mucin-2; Mucin like protein (MLP); SMUC
Isotype :	Mouse IgG1, kappa
Immunogen Information :	A synthetic peptide of 29 amino acids, KYPTTTPISTTTMTPTPTPTGTQTPTTT from MUC2 protein, coupled to KLH.

Description

Recognizes a single glycoprotein of 520kDa, identified as mucin 2 (MUC2). This MAb shows no cross-reaction with human milk fat globule membranes, MUC1, or MUC3. Its epitope has been defined as GTQTP (GlyThrGlnThrPro). Mucins are high molecular weight glycoproteins, which constitute the major component of the mucus layer that protects the gastric epithelium. MUC2 is specifically expressed in goblet cells of the small intestine in about 65% of colonic carcinomas and about 40% of gastric carcinomas. MUC2 is rarely expressed outside of the GI tract with the exceptions of mucinous carcinoma of breast and clear cell-type carcinomas of the ovary.

Product Info

Amount :	20 µg / 100 µg
Content :	200 µg/ml of Ab Purified from Bioreactor Concentrate by Protein A/G. Prepared in 10mM PBS with 0.05% BSA & 0.05% azide. Also available WITHOUT BSA & azide at 1.0mg/ml.
Storage condition :	Antibody with azide - store at 2 to 8°C. Antibody without azide - store at -20 to -80°C. Antibody is stable for 24 months. Non-hazardous.

Application Note

Flow Cytometry (1-2ug/million cells); Immunofluorescence (1-2ug/ml); Immunohistochemistry (Formalin-fixed) (1-2ug/ml for 30 minutes at RT),(Staining of formalin-fixed tissues requires heating tissue sections in 10mM Tris with 1mM EDTA, pH 9.0, for 45 min at 95 °C followed by cooling at RT for 20 minutes),

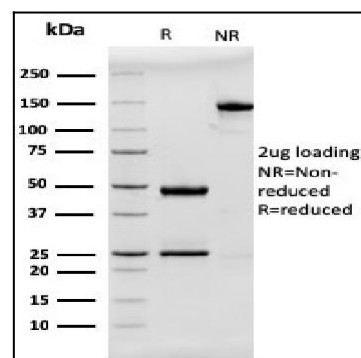


Fig. 1: SDS-PAGE Analysis Purified MUC2 Recombinant Mouse Monoclonal Antibody (rMLP/842). Confirmation of Purity and Integrity of Antibody.

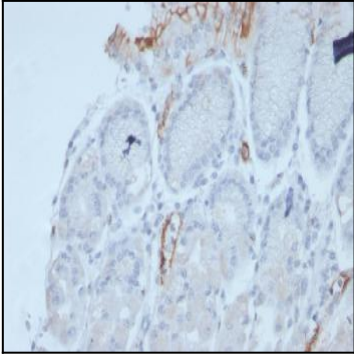


Fig. 2: Formalin-fixed, paraffin-embedded human stomach stained with MUC2 Recombinant Mouse Monoclonal Antibody (rMLP/842).

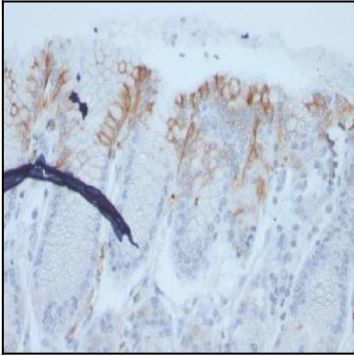


Fig. 3: Formalin-fixed, paraffin-embedded human stomach stained with MUC2 Recombinant Mouse Monoclonal Antibody (rMLP/842).