

36-1656: Monoclonal Antibody to Actin, Smooth Muscle (Leiomyosarcoma Marker)(1A4 + ACTA2/791)

Clonality :	Monoclonal
Clone Name :	1A4 + ACTA2/791
Application :	FACS,IF,IHC
Reactivity :	Human, Rat
Gene :	ACTA2
Gene ID :	59
Uniprot ID :	P62736
Format :	Purified
Alternative Name :	ACTA2,ACTSA,ACTVS,GIG46
Isotype :	Mouse IgG2a, kappa + Mouse IgG2a, kappa
Immunogen Information :	N-Terminal decapeptide of alpha smooth muscle isoform of actin and conjugated to KLH (1A4); Recombinant full-length human ACTA2 protein (ACTA2/791)

Description

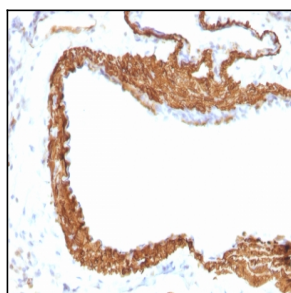
Actin is a major component of the cytoskeleton and is present in most cell types. It is highly specific to actin from smooth muscles. This MAbs does not stain cardiac or skeletal muscle; however, it does stain myofibroblasts and myoepithelial cells. This antibody could be used together with anti-muscle specific actin and myogenin in making a diagnosis of smooth muscle and skeletal muscle tumors. In most cases of rhabdomyosarcoma, this antibody yields negative results whereas anti-muscle specific actin and myogenin are positive. Leiomyosarcomas are positive only with anti-muscle specific actin and anti-smooth muscle actin and are negative with anti-myogenin.

Product Info

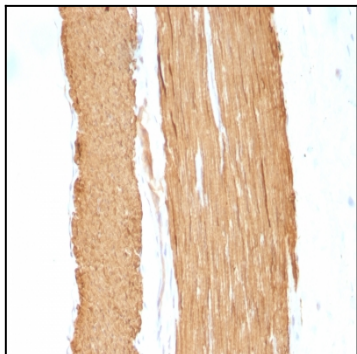
Amount :	100 µg
Purification :	Affinity Chromatography
Content :	100 µg in 500 µl PBS containing 0.05% BSA and 0.05% sodium azide. Sodium azide is highly toxic.
Storage condition :	Store the antibody at 4°C; stable for 6 months. For long-term storage; store at -20°C. Avoid repeated freeze and thaw cycles.

Application Note

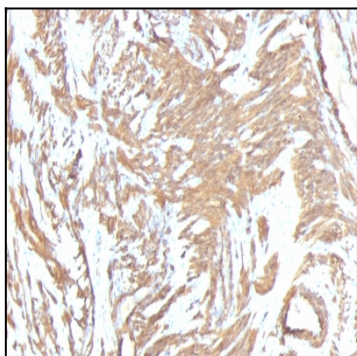
Flow Cytometry (1-2ug/million cells); ,Immunofluorescence (1-2ug/ml); ,Immunohistochemistry (Formalin-fixed) (0.25-0.5ug/ml for 30 minutes at RT),(Staining of formalin-fixed tissues requires heating tissue sections in 10mM Tris with 1mM EDTA, pH 9.0, for 45 min at 95°C followed by cooling at RT for 20 minutes);



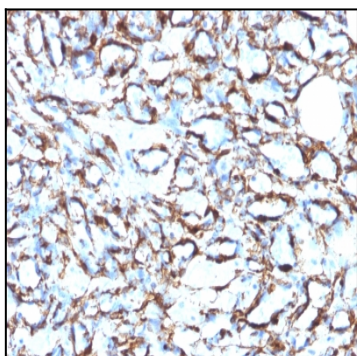
Formalin-fixed, paraffin-embedded Rat Lung stained with Smooth Muscle Actin Monoclonal Antibody (1A4 + ACTA2/791).



Formalin-fixed, paraffin-embedded Rat Stomach stained with Smooth Muscle Actin Monoclonal Antibody (1A4 + ACTA2/791).



Formalin-fixed, paraffin-embedded human Leiomyosarcoma stained with Smooth Muscle Actin Monoclonal Antibody (1A4 + ACTA2/791).



Formalin-fixed, paraffin-embedded human Angiosarcoma stained with Smooth Muscle Actin Monoclonal Antibody (1A4 + ACTA2/791).