

12-9254: Anti-GITR antibody(DM80), Rabbit mAb

Clonality : Monoclonal
Clone Name : DM80
Application : ELISA,FACS
Reactivity : Human
Alternative Name : AITR, TNFRSF18, CD357,

Description

This gene encodes a member of the TNF-receptor superfamily. The encoded receptor has been shown to have increased expression upon T-cell activation, and it is thought to play a key role in dominant immunological self-tolerance maintained by CD25(+)CD4(+) regulatory T cells. Knockout studies in mice also suggest the role of this receptor is in the regulation of CD3-driven T-cell activation and programmed cell death. Three alternatively spliced transcript variants of this gene encoding distinct isoforms have been reported.

Product Info

Amount : 100 µg
Purification : Purified from cell culture supernatant by affinity chromatography
Content : Not Sterile
Storage condition : Store at -20°C for 12 months (Avoid repeated freezing and thawing)

Application Note

ELISA 1/5000-10000;FACS 1/100

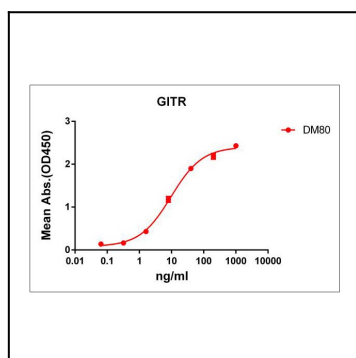


Figure 1. ELISA plate pre-coated by 2 µg/ml (100 µl/well) Human GITR protein, hFc-His tagged protein can bind Rabbit anti-GITR monoclonal antibody (clone: DM80) in a linear range of 1-100 ng/ml.

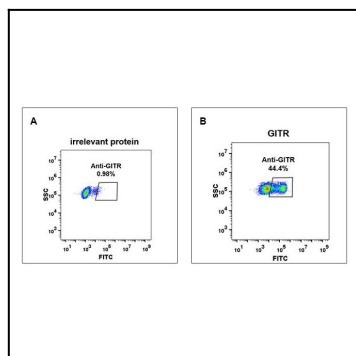


Figure 2. Expi 293 cell line transfected with irrelevant protein (A) and human GITR (B) were surface stained with Rabbit anti-GITR monoclonal antibody 1 μ g/ml (clone: DM80) followed by Alexa 488-conjugated anti-rabbit IgG secondary antibody.

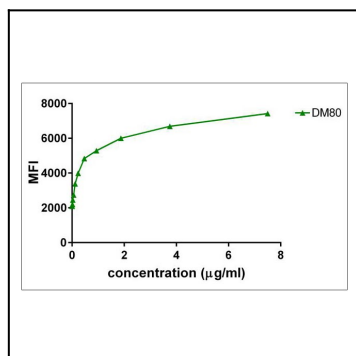


Figure 3. Flow cytometry data of serially titrated Rabbit anti-GITR monoclonal antibody (clone: DM80) on PC3 cells. The Y-axis represents the mean fluorescence intensity (MFI) while the X-axis represents the concentration of IgG used.