

36-1927: Monoclonal Antibody to CD34 (Hematopoietic Stem Cell & Endothelial Marker)(Clone : HPCA1/763)

Clonality :	Monoclonal
Clone Name :	HPCA1/763
Application :	IHC
Reactivity :	Human
Gene :	CD34
Gene ID :	947
Uniprot ID :	P28906
Format :	Purified
Alternative Name :	CD34
Isotype :	Mouse IgG1, lambda
Immunogen Information :	Recombinant full-length human HPCA1 protein

Description

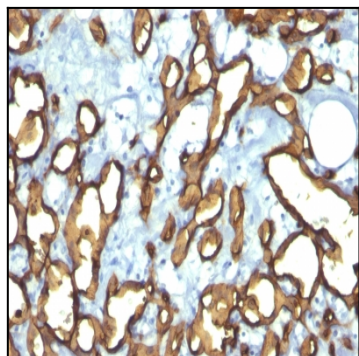
This MAb recognizes a single chain, transmembrane, heavily glycosylated protein of 90-120kDa, which is identified as CD34. Its expression is a hallmark for identifying pluripotent hematopoietic stem or progenitor cells. Its expression is gradually lost as lineage committed progenitors differentiate. CD34 is a marker of choice for staining blasts in acute myeloid leukemia. In addition, CD34 is expressed by soft tissue tumors, such as solitary fibrous tumor and gastrointestinal stromal tumor. Its expression is also found in vascular endothelium. Additionally, it appears that proliferating endothelial cells express this molecule more than the non-proliferating endothelial cells. Anti-CD34 labels > 85% of angiosarcoma and Kaposi's sarcoma, but with a lower specificity.

Product Info

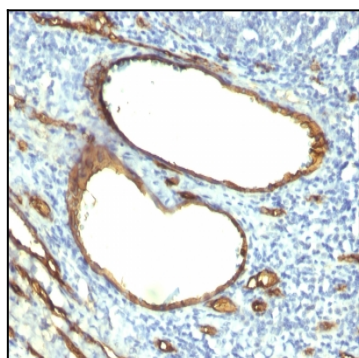
Amount :	100 µg
Purification :	Affinity Chromatography
Content :	100 µg in 500 µl PBS containing 0.05% BSA and 0.05% sodium azide. Sodium azide is highly toxic.
Storage condition :	Store the antibody at 4°C; stable for 6 months. For long-term storage; store at -20°C. Avoid repeated freeze and thaw cycles.

Application Note

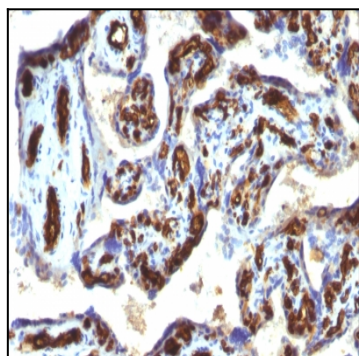
Immunohistochemistry (Formalin-fixed) (0.25-0.5ug/ml for 30 minutes at RT)(Staining of formalin-fixed tissues requires heating tissue sections in 10mM Tris with 1mM EDTA, pH 9.0, for 45 min at 95°C followed by cooling at RT for 20 minutes);



Formalin-fixed, paraffin-embedded human Angiosarcoma stained with CD34 Monoclonal Antibody (HPCA1/763)



Formalin-fixed, paraffin-embedded human Tonsil stained with CD34 Monoclonal Antibody (HPCA1/763)



Formalin-fixed, paraffin-embedded human Placenta stained with CD34 Monoclonal Antibody (HPCA1/763)