

36-1958: Monoclonal Antibody to CD63 (Late Endosomes Marker)(Clone : SPM524)

Clonality :	Monoclonal
Clone Name :	SPM524
Application :	FACS,IF,IHC
Reactivity :	Human, Mouse
Gene :	CD63
Gene ID :	967
Uniprot ID :	P08962
Format :	Purified
Alternative Name :	CD63,MLA1,TSPAN30
Isotype :	Mouse IgG1, kappa
Immunogen Information :	Smooth plasma membrane fraction of MeWo cells

Description

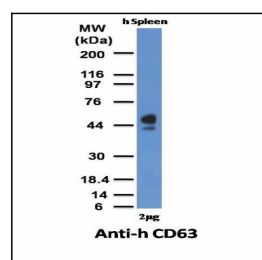
The tetraspanins are integral membrane proteins expressed on cell surface and granular membranes of hematopoietic cells and are components of multi-molecular complexes with specific integrins. The tetraspanin CD63 is a lysosomal membrane glycoprotein that translocates to the plasma membrane after platelet activation. CD63 is expressed on activated platelets, monocytes and macrophages, and is weakly expressed on granulocytes, T cell and B cells. It is located on the basophilic granule membranes and on the plasma membranes of lymphocytes and granulocytes. CD63 is a member of the TM4 superfamily of leukocyte glycoproteins that includes CD9, CD37 and CD53, which contain four transmembrane regions. CD63 may play a role in phagocytic and intracellular lysosome-phagosome fusion events. CD63 deficiency is associated with Hermansky-Pudlak syndrome and is strongly expressed during the early stages of melanoma progression.

Product Info

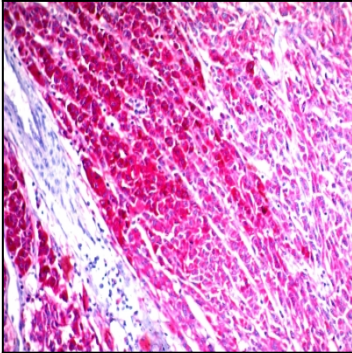
Amount :	100 µg
Purification :	Affinity Chromatography
Content :	100 µg in 500 µl PBS containing 0.05% BSA and 0.05% sodium azide. Sodium azide is highly toxic.
Storage condition :	Store the antibody at 4°C; stable for 6 months. For long-term storage; store at -20°C. Avoid repeated freeze and thaw cycles.

Application Note

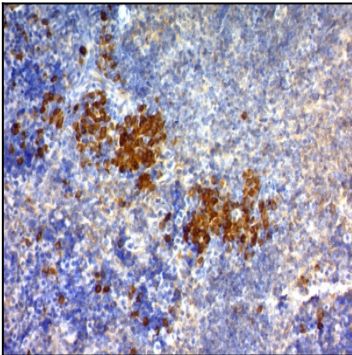
Flow Cytometry (1-2ug/million cells); Immunofluorescence (1-2ug/ml); ,Immunohistochemistry (Formalin-fixed) (1-2ug/ml for 30 minutes at RT),(Staining of formalin-fixed tissues is enhanced by boiling tissue sections in 10mM Citrate Buffer, pH 6.0, for 10-20 min followed by cooling at RT for 20 minutes),



Western Blot of human Spleen Lysate with CD63 Monoclonal Antibody (SPM524)



Formalin-fixed, paraffin-embedded human Melanoma stained with CD63 Monoclonal Antibody (SPM524) (AEC Chromogen)



Formalin-fixed, paraffin-embedded Mouse Spleen stained with CD63 Monoclonal Antibody (SPM524) (DAB Chromogen)