

36-11081: Monoclonal Antibody to Human Nucleolar Antigen (Marker For Human Cells)(Clone : NM95)

Clonality :	Monoclonal
Clone Name :	NM95
Application :	FACS,ICC,IHC,IF
Reactivity :	Human
Format :	Purified
Isotype :	Mouse IgG1, kappa
Immunogen Information :	Nuclei of myeloid leukemia biopsy cells

Description

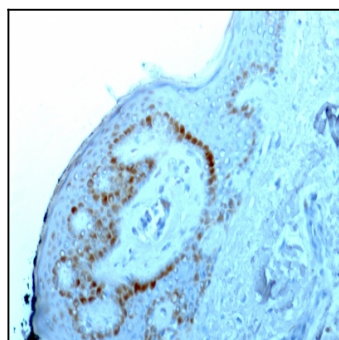
This MAb is an excellent marker for human cells in xenographic model research. It reacts specifically with human cells. This monoclonal antibody is part of a new panel of reagents, which recognizes subcellular organelles or compartments of human cells. These markers may be useful in identification of these organelles in cells, tissues, and biochemical preparations. MAb NM95 recognizes an antigen associated with the nucleoli in human cells. It can be used to stain the nucleoli in cell or tissue preparations and can be used as a marker of the nucleoli in subcellular fractions. It produces a speckled pattern in the nuclei of cells of normal and malignant cells and may be used to stain the nucleoli of cells in fixed or frozen tissue sections. It can be used with paraformaldehyde fixed frozen tissue or cell preparations and formalin fixed, paraffin-embedded tissue sections.

Product Info

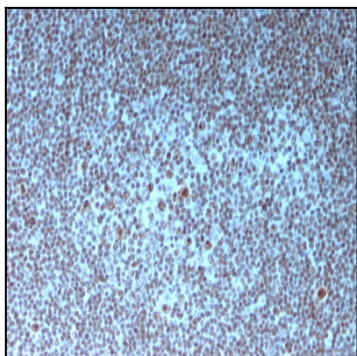
Amount :	100 µg
Purification :	Affinity Chromatography
Content :	100 µg in 500 µl PBS containing 0.05% BSA and 0.05% sodium azide. Sodium azide is highly toxic.
Storage condition :	Store the antibody at 4°C; stable for 6 months. For long-term storage; store at -20°C. Avoid repeated freeze and thaw cycles.

Application Note

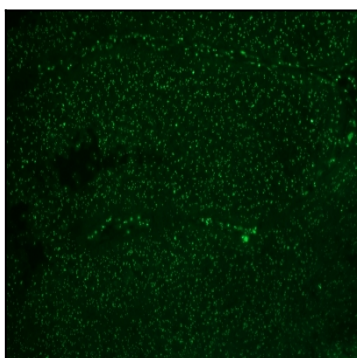
Flow Cytometry (1-2ug/million cells). ,Immunofluorescence (1-2ug/ml); ,Immunocytochemistry (Acetone-fixed cells) (1-2ug/ml for 30 minutes at RT);,Immunohistochemistry (Formalin-fixed) (0.25-0.5ug/ml for 30 minutes at RT),(Staining of formalin-fixed tissues requires heating tissue sections in 10mM Tris with 1mM EDTA, pH 9.0, for 45 min at 95°C followed by cooling at RT for 20 minutes);



Formalin-fixed, paraffin-embedded human Skin stained with Nucleolar Monoclonal Antibody (NM95).



Formalin-fixed, paraffin-embedded human Tonsil stained with Nucleolar Monoclonal Antibody (NM95).



Formalin-fixed, paraffin-embedded human Colon Carcinoma stained with AF488 Conjugate of Nucleolar Monoclonal Antibody (NM95).

