

36-11115: Monoclonal Antibody to Cytokeratin, Acidic (Type I or LMW) (Epithelial Marker)(Clone : KRTL/1077)

Clonality :	Monoclonal
Clone Name :	KRTL/1077
Application :	IHC
Reactivity :	Human, Rat
Gene :	KRT77
Gene ID :	374454
Uniprot ID :	Q7Z794
Format :	Purified
Alternative Name :	KRT77,KRT1B
Isotype :	Mouse IgG1, kappa
Immunogen Information :	Recombinant human KRT77 protein

Description

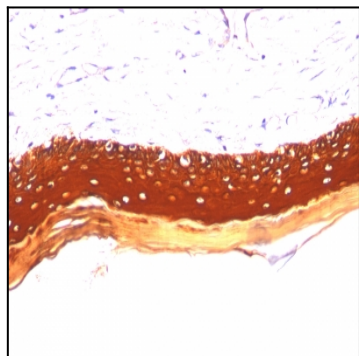
This MAb recognizes the 56.5kDa (CK10); 50kDa (CK14); 50kDa (CK15); 48kDa (CK16); 40kDa (CK19) keratins of the acidic (Type I or LMW) subfamily. Twenty human keratins are resolved with two-dimensional gel electrophoresis into acidic (pI 6.0) subfamilies. The acidic keratins have molecular weights (MW) of 56.5, 55, 51, 50, 50, 48, 46, 45, and 40kDa. Many studies have shown the usefulness of keratins as markers in cancer research and tumor diagnosis.

Product Info

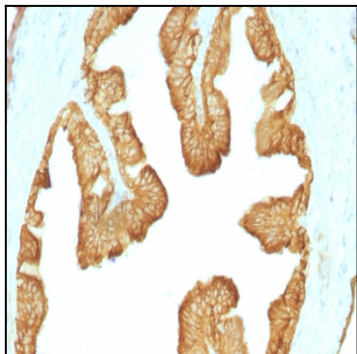
Amount :	100 µg
Purification :	Affinity Chromatography
Content :	100 µg in 500 µl PBS containing 0.05% BSA and 0.05% sodium azide. Sodium azide is highly toxic.
Storage condition :	Store the antibody at 4°C; stable for 6 months. For long-term storage; store at -20°C. Avoid repeated freeze and thaw cycles.

Application Note

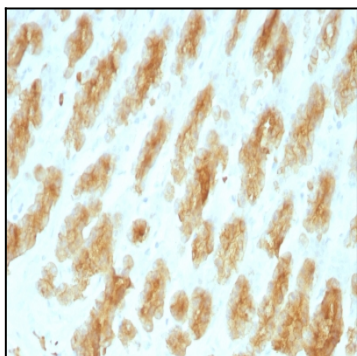
Immunohistochemistry (Formalin-fixed) (0.1-0.2ug/ml for 30 min at RT)(Staining of formalin-fixed tissues requires heating tissue sections in 10mM Tris with 1mM EDTA, pH 9.0, for 45 min at 95°C followed by cooling at RT for 20 minutes);



Formalin paraffin human Skin stained with Cytokeratin, LMW Monoclonal Antibody (KRTL/1077).



Formalin paraffin Rat Oviduct stained with Cytokeratin, HMW Monoclonal Antibody (KRTL/1077).



Formalin paraffin Rat Stomach with Cytokeratin, HMW Monoclonal Antibody (KRTL/1077).