

36-1010: Monoclonal Antibody to p27Kip1 (Mitotic Inhibitor/Suppressor Protein)(Clone : KIP1/769)

Clonality :	Monoclonal
Clone Name :	KIP1/769
Application :	FACS,IF,WB,IHC
Reactivity :	Human, Mouse, Rat
Gene :	CDKN1B
Gene ID :	1027
Uniprot ID :	P46527
Format :	Purified
Alternative Name :	CDKN1B,KIP1
Isotype :	Mouse IgG1, kappa
Immunogen Information :	Recombinant human CDKN1B protein

Description

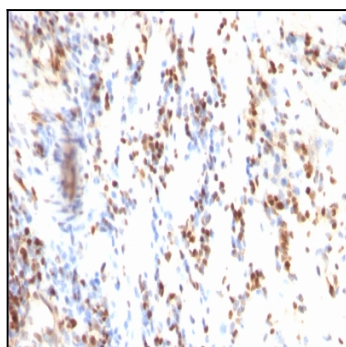
This MAb recognizes a 27kDa protein, identified as the p27Kip1, a cell cycle regulatory mitotic inhibitor. It is highly specific and shows no cross-reaction with other related mitotic inhibitors. p27Kip1 functions as a negative regulator of G1 progression and has been proposed to function as a possible mediator of TGF- induced G1 arrest. p27Kip1 is a candidate tumor suppressor gene. This MAb is excellent for staining of formalin-fixed tissues.

Product Info

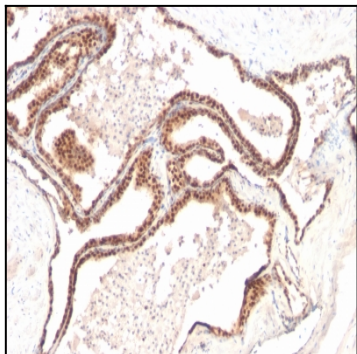
Amount :	100 µg
Purification :	Affinity Chromatography
Content :	100 µg in 500 µl PBS containing 0.05% BSA and 0.05% sodium azide. Sodium azide is highly toxic.
Storage condition :	Store the antibody at 4°C; stable for 6 months. For long-term storage; store at -20°C. Avoid repeated freeze and thaw cycles.

Application Note

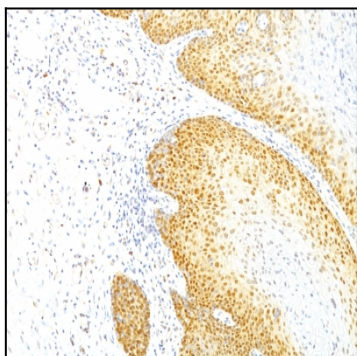
Flow Cytometry (1-2ug/million cells); Immunofluorescence (1-2ug/ml); Western Blot (1-2ug/ml); Immunohistochemistry (Formalin-fixed) (0.25-0.5ug/ml for 30 minutes at RT)(Staining of formalin-fixed tissues requires heating tissue sections in 10mM Tris with 1mM EDTA, pH 9.0, for 45 min at 95°C followed by cooling at RT for 20 minutes);



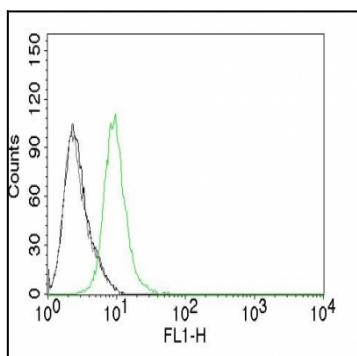
Formalin-fixed, paraffin-embedded human Colon Carcinoma stained with p27 Monoclonal Antibody (KIP1/769)



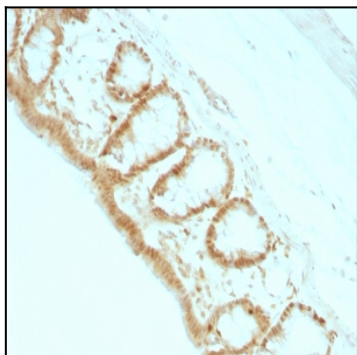
Formalin-fixed, paraffin-embedded human Prostate cancer stained with p27 Monoclonal Antibody (KIP1/769)



Formalin-fixed, paraffin-embedded human Cervical cancer stained with p27 Monoclonal Antibody (KIP1/769)



Flow Cytometry of human p27 on Jurkat Cells. Black: Cells alone; Grey: Isotype Control; Green: AF488-labeled p27 Monoclonal Antibody (KIP1/769).



Formalin-fixed, paraffin-embedded Rat Colon stained with p27 Monoclonal Antibody (KIP1/769)